



المشتري الرئيسي
PRINCIPAL BUYER
طاقة للفد

SPPC eProcurement Portal (ePP)

SUPPLIER GUIDE – Editing RFQ/RFP Submitted Response Before the Deadline

August - 2024



TABLE OF CONTENT:

1. Login as a Supplier
2. Access Running RFP
3. Modify & Submit Response Updates **B/F deadline.**

SPPC eProcurement Portal (ePP)



INTRODUCTION

Throughout the duration of the Active RFQ/RFP (in “Running” Status), the ePP platform provides suppliers with the flexibility to access, review, and modify their previously submitted responses and resubmit the updated version **before the RFQ/RFP deadline.**

My RFPs RFPs Open to All Suppliers

All RFPs Enter Filter (type to start search)

Showing Result 1 - 1 of 1 Show: 10

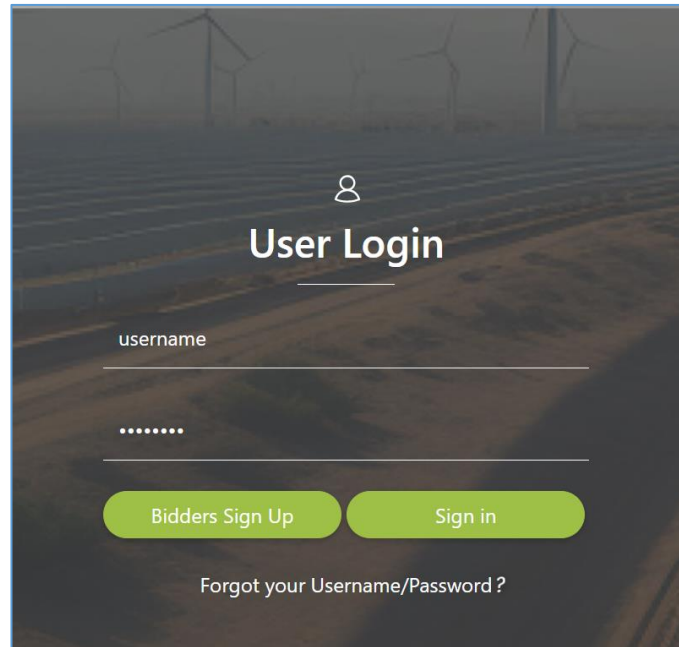
RFP CODE	RFP TITLE	PROJECT CODE	RFP CLOSING DATE/TIME ↓	RFP STATUS	RESPONSE STATUS	BUYER ORGANISATION
1	Round4_Wind_RFP_AGA2 Round4 Wind RFP - AGA Final Submission test 2	Round4_Wind_RFP	30/04/2024 18:30	● Running	No Response Prepared	SPPC

SPPC eProcurement Portal (ePP)



1. LOGIN AS A SUPPLIER

Access the SPPC eProcurement Portal link <https://powersaudi Arabia.com.sa/> and login using your username and password.



User Login

username

.....

Bidders Sign Up Sign in

Forgot your Username/Password?

If you've forgotten your login details, please use the 'Forgot your username/password?' option.

SPPC eProcurement Portal (ePP)



1. LOGIN AS A SUPPLIER

After successfully logging in, you will be directed to the main page/homepage of ePP.

The screenshot shows the main page of the SPPC eProcurement Portal (ePP). At the top left, it says "Welcome". On the top right, there is a search bar with the placeholder text "Type to search in menu". Below the search bar, there are five main menu categories, each with a list of sub-items:

- Dashboard** (icon: grid): Main Dashboard
- Sourcing** (icon: magnifying glass): Projects, RFI/RFQs, RFPs, Published Opportunities
- My Organisation** (icon: person): Organisation Profile, My Categories, Assessments, Scorecards
- File Sharing** (icon: folder): Directories
- User Management** (icon: person): Manage Users
- Help** (icon: question mark)

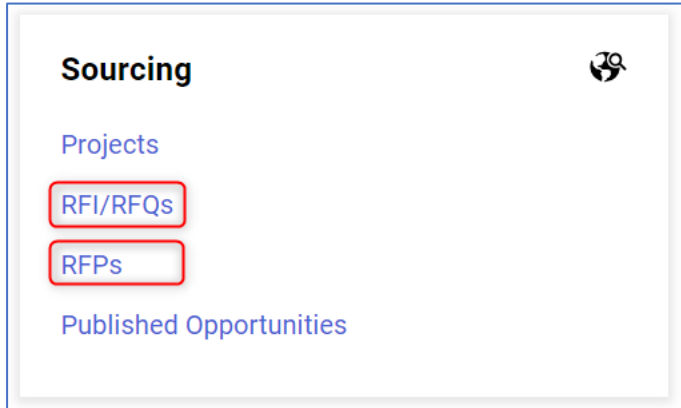
If this is your first time to login, you will be asked to set a new password (which must be at least 8 characters long and include both letters and numbers, as well as a special character).

SPPC eProcurement Portal (ePP)



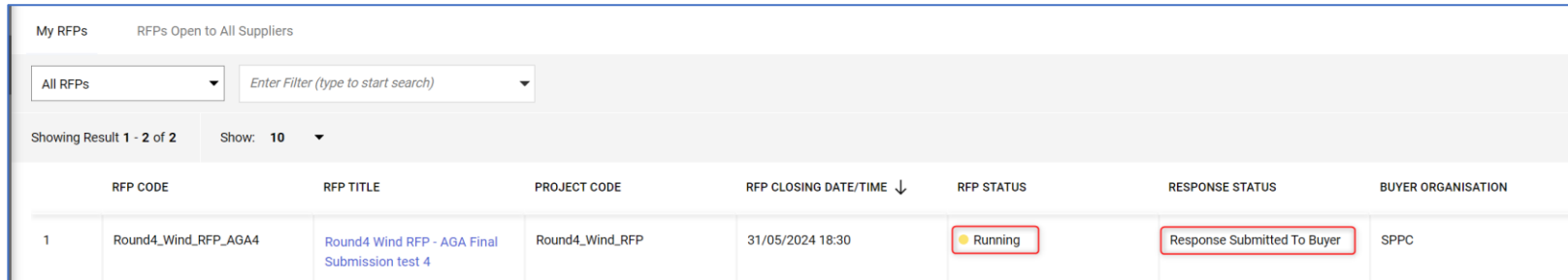
2. ACCESS RUNNING RFP

Click on 'RFI/RFQs' or 'RFPs' under "Sourcing"



The process remains similar for both RFI/RFQs and RFPs. However, for the purpose of this guide, we will assume we are modifying RFP response. To modify your submitted response to an RFP, navigate to 'RFPs' under the "Sourcing" module from your supplier homepage.

Click on the 'RFI/RFQs or RFPs' title where the RFP Status is "Running" and Response Status is "Response Submitted to Buyer"



RFP CODE	RFP TITLE	PROJECT CODE	RFP CLOSING DATE/TIME ↓	RFP STATUS	RESPONSE STATUS	BUYER ORGANISATION	
1	Round4_Wind_RFP_AGA4	Round4 Wind RFP - AGA Final Submission test 4	Round4_Wind_RFP	31/05/2024 18:30	Running	Response Submitted To Buyer	SPPC

SPPC eProcurement Portal (ePP)

3. MODIFY & SUBMIT RESPONSE BEFORE DEADLINE.

Click 'edit' icon next to each response section or navigate directly to the Envelope Response selections.

← RFP: Round4_Wind_RFP_AGA4 - Round4 Wind RFP - AGA Final Submission test 4 Running Withdraw Response Online Questionnaire in Excel

RFP Details Messages (Unread 0)

Settings Buyer Attachments (3) My Response Associated Users

→|

My Response Summary

ENVELOPE	INFO PARAMETERS	
1. Technical Response	Missing optional responses (522) No additional attachments	
2. Commercial Response	Missing optional fields (7) No additional attachments	Total Price (excluding optional sections) 0

Response Management Area - You are replying as: My Organisation Only (No consortium)

Currency: SAR

> 1. TECHNICAL RESPONSE (QUESTIONS: 726)

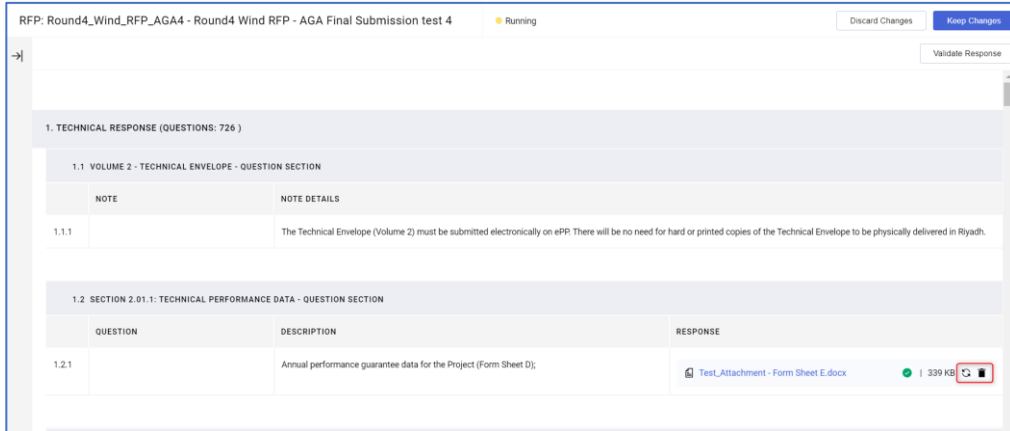
> 1.1 VOLUME 2 - TECHNICAL ENVELOPE - QUESTION SECTION

SPPC eProcurement Portal (ePP)

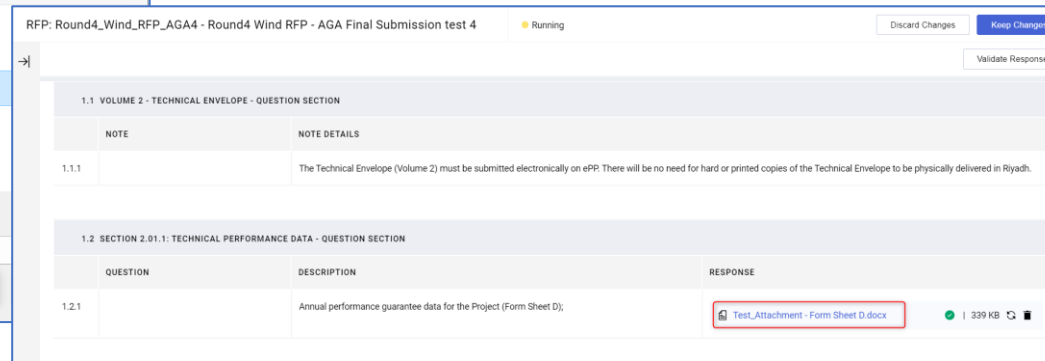
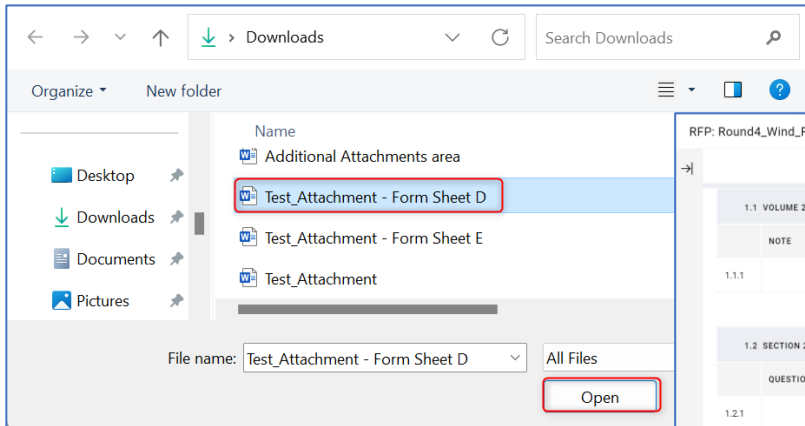


3. MODIFY & SUBMIT RESPONSE BEFORE DEADLINE.

For attachments, you can use replace/delete attachment icon and re-upload the correct/updated version



Select the correct/updated version and upload it



SPPC eProcurement Portal (ePP)

3. MODIFY & SUBMIT RESPONSE BEFORE DEADLINE.

Likewise, all other fields remain editable until the RFI/RFQ or RFP deadline.

RFP: Round4_Wind_RFP_AGA4 - Round4 Wind RFP - AGA Final Submission test 4 Running Discard Changes Keep Changes Validate Response

QUESTION	DESCRIPTION	RESPONSE
1.14.1	Design lifetime of the plant * (Unit: Years)	20
1.14.2	Normal wind conditions (annual) - Average wind speed at hub height * (Unit: m/s)	6
1.14.3	Normal wind conditions (annual) - Prevailing wind direction * (Unit: °)	1
1.14.4	Normal wind conditions (annual) - Weibull Scale Parameter, A * (Unit: m/s)	8.1

Click “Keep Changes” to save the updates.

RFP: Round4_Wind_RFP_AGA4 - Round4 Wind RFP - AGA Final Submission test 4 Running Discard Changes Keep Changes Validate Response

QUESTION	DESCRIPTION	RESPONSE
1.14.1	Design lifetime of the plant * (Unit: Years)	20
1.14.2	Normal wind conditions (annual) - Average wind speed at hub height * (Unit: m/s)	6

You can click “Discard Changes” if you do not want to make any changes from the previous version

SPPC eProcurement Portal (ePP)



3. MODIFY & SUBMIT RESPONSE BEFORE DEADLINE.

Click 'Submit Changes' when you are ready to submit all the changes/updates.

RFP: Round4_Wind_RFP_AGA4 - Round4 Wind RFP - AGA Final Submission test 4 ● Running Undo All Changes Submit Changes

→|

My Response Summary

	ENVELOPE	INFO PARAMETERS		
1.	Technical Response	Missing optional responses (521) No additional attachments		
2.	Commercial Response	Missing optional fields (7) No additional attachments	Total Price (excluding optional sections)	0

If you want to discard all the changes made from the previous version, you can click 'Undo All Changes'.

3. MODIFY & SUBMIT RESPONSE BEFORE DEADLINE.

Alternatively, you can change/update the submitted response via excel [before the RFQ/RFP deadline](#).

Please refer to the guide “SUPPLIER GUIDE - Submit Response using Excel Template”

SPPC eProcurement Portal (ePP)

